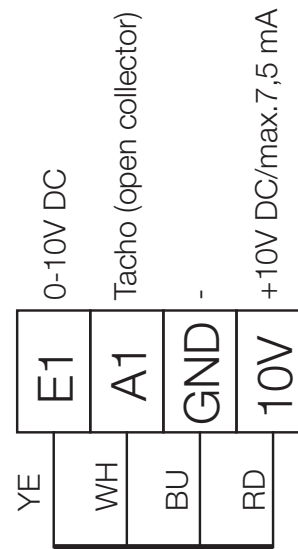
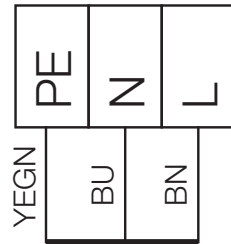


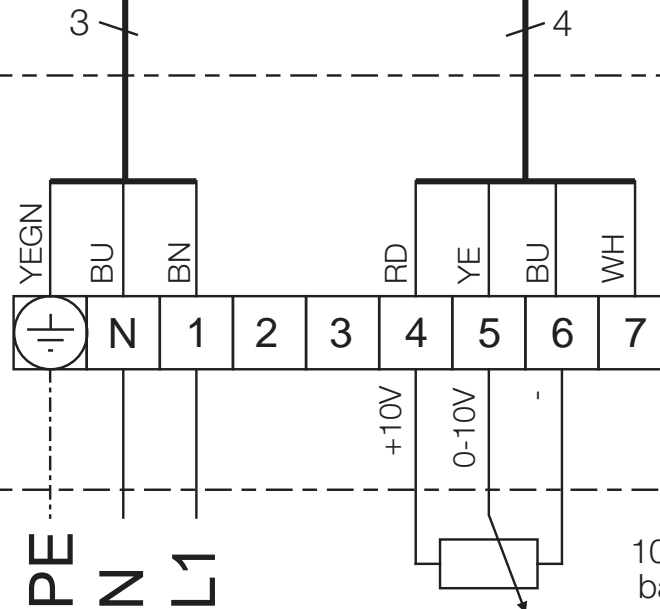
EC-Motor

Jumper Einstellung siehe
MBV Montage-Betriebsvorschrift



- Farbcode nach IEC 757
- BK-sw-schwarz-black
 - BN-br-braun-brown
 - RD-rt- rot-red
 - OG-or-orange-orange
 - YE-ge-gelb-yellow
 - GN-gn-grün-green
 - BU-bl-blau-blue
 - VT-vi-violett-violett
 - GY-gr-grau-grey
 - WH-ws-weiß-white
 - PK-rs-rosa-pink

Klemmkasten



10kΩ Potentiometer
bauseits zu stellen bzw.
0-10V Signal von z.B.
PU/A 10 Art.Nr. 1734/1735
oder EUR EC Art. Nr. 1347